



Title:


## Certificate of Analysis (CoA)

**Date:** 5/12/2026  
**Date Tested:** 5/8/2026  
**Customer:** VeriPure  
**Testing material:** Blind\_Study\_15  
**Lot Number:** unspecified  
**BT Sample ID:** 005000039920377  
**Labeled Peptide Content/Potency:** Unknown  
**Storage:** R.T.  
**Visual Description:** Small clear vial: white sample, holographic label, silver crimp, yellow plastic cap.  
**Labeled as:** Blind\_Study\_15  
**Manufacturer:** N/A  
**Testing Purpose:** FTIR and HPLC analysis for the identification, purity, potency and composition of a peptide product. It does not provide information on particulate matter, microbial contamination or presence of endotoxins.




Test	Method	Specification	Result
General Appearance	USP <630>	white powder	white powder
Mass	USP <41>	As recorded	124.2 mg
FTIR Identification and Composition Analysis	USP <197A>	Sample spectrum should confirm the content of peptide via characteristic bands	FTIR sample spectrum confirms the presence of BPC-157 with addition of excipient(s)/fillers.
HPLC Purity of Peptide Assay	USP <621>	Specifications: $\geq 98\%$	99.5
HPLC Potency Assay	USP <621>	Specifications: Blind Study	20.1 mg
Peptide-to-Excipients Ratio	USP <1151>	Recommended ratios of (1:2) to (1:10) for (peptide: excipients)	20.1 : 104.1 mg (1:5.2)

The results of the CoA relate only to the item(s) tested and applied to the sample as received.



Andrea Castro, AS  
Scientist-II  
BTLabs



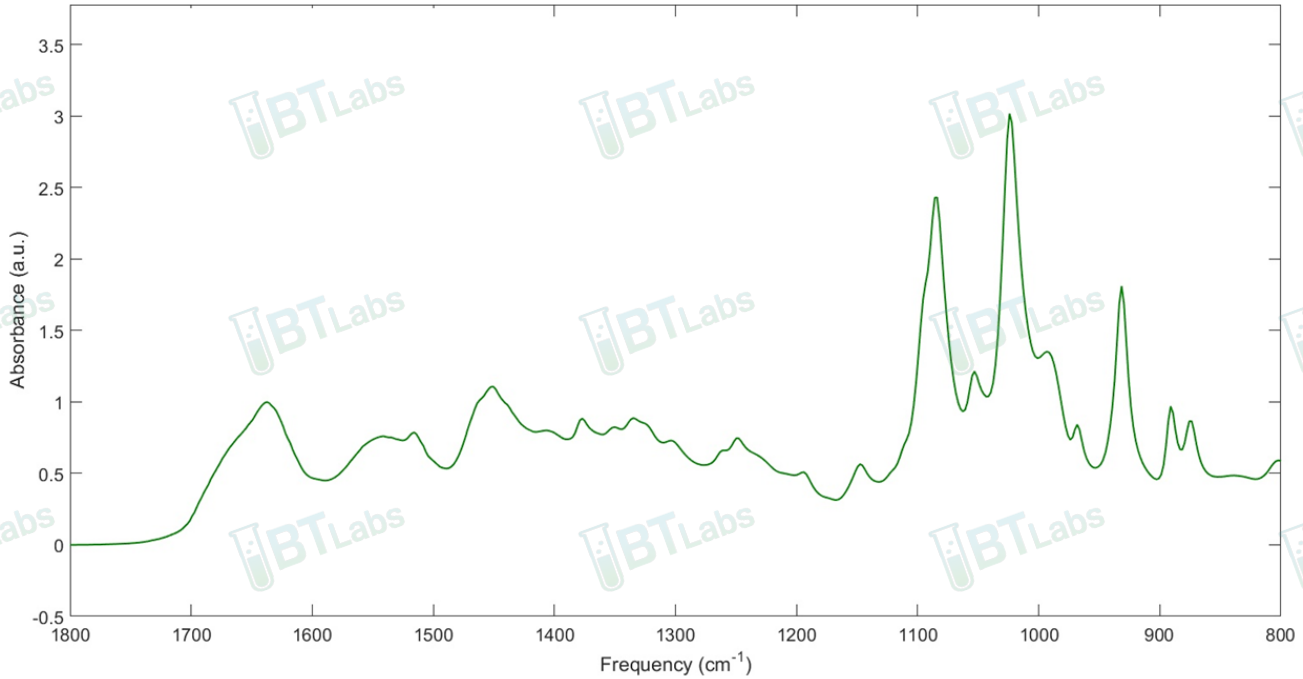
Verna Zheng, AS  
Scientist-II  
BTLabs



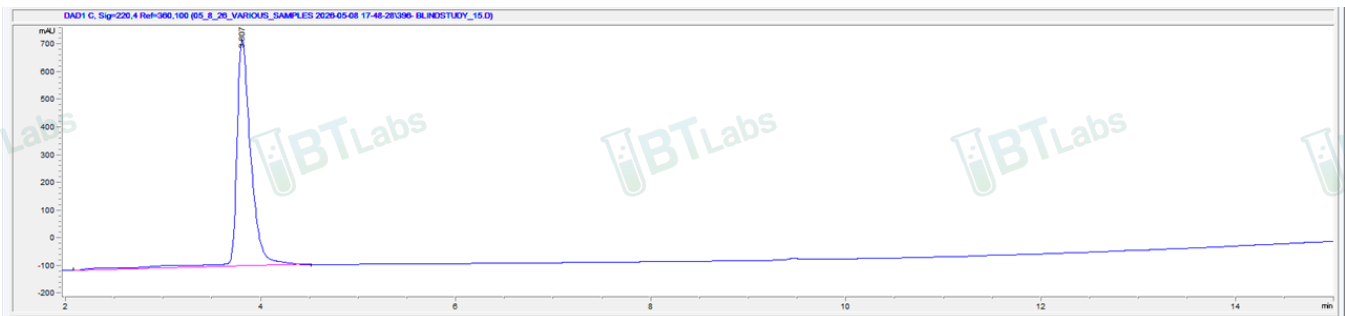
Title:

## Certificate of Analysis (CoA)

### FTIR ID and Composition Analysis: Blind Study 15 Lot unspecified



### HPLC Purity and Potency Assay @ 220 nm: Blind Study 15 Lot unspecified



#### **Blind Study 15 Lot unspecified @ 220 nm**

Peak #:	Retention Time (min)	Area (mAU*s)
1	3.807	8770.2