



Title:


Certificate of Analysis (CoA)

Date: 5/12/2026
Date Tested: 5/8/2026
Customer: VeriPure
Testing material: Blind_Study_9
Lot Number: unspecified
BT Sample ID: 005000039920359
Labeled Peptide Content/Potency: Unknown
Storage: R.T.
Visual Description: Small clear vial: purple sample, holographic label, silver crimp, red plastic cap.
Labeled as: Blind_Study_9
Manufacturer: N/A
Testing Purpose: FTIR and HPLC analysis for the identification, purity, potency and composition of a peptide product. It does not provide information on particulate matter, microbial contamination or presence of endotoxins.




Test	Method	Specification	Result
General Appearance	USP <630>	purple powder	purple powder
Mass	USP <41>	As recorded	120.8 mg
FTIR Identification and Composition Analysis	USP <197A>	Sample spectrum should confirm the content of peptide via characteristic bands	FTIR sample spectrum confirms the presence of GLOW with addition of excipient(s)/fillers.
HPLC Purity of Peptide Assay	USP <621>	Specifications: $\geq 98\%$	99.6 %
HPLC Potency Assay	USP <621>	Specifications: Blind Study	GHK-Cu 45.7 mg BPC-157 12.1 mg TB-500 12.8 mg
Peptide-to-Excipients Ratio	USP <1151>	Recommended ratios of (1:2) to (1:10) for (peptide: excipients)	70.5 : 50.2 mg (1:0.7)

The results of the CoA relate only to the item(s) tested and applied to the sample as received.



Andrea Castro, AS
Scientist-II
BTLabs



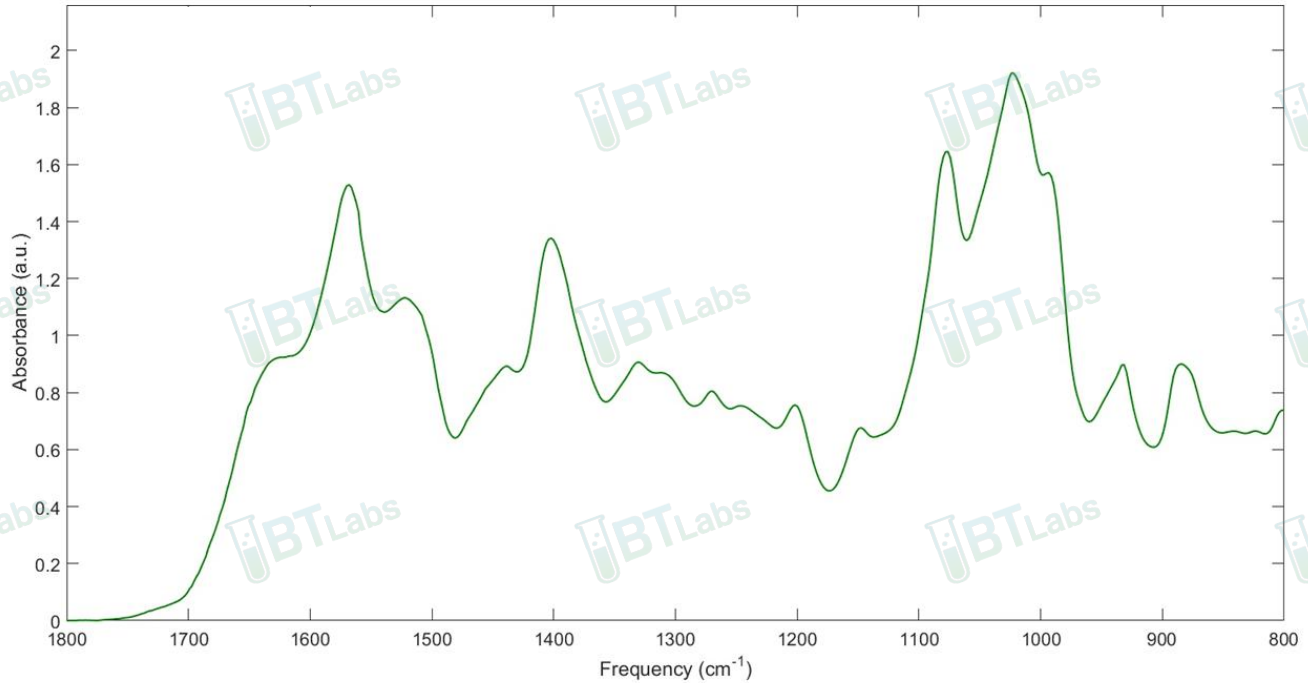
Verna Zheng, AS
Scientist-II
BTLabs



Title:

Certificate of Analysis (CoA)

FTIR ID and Composition Analysis: Blind Study 9 Lot unspecified



HPLC Purity and Potency Assay @ 220 nm: Blind Study 9 Lot unspecified



Blind Study 9 Lot unspecified @ 220 nm

Peak #:	Retention Time (min)	Area (mAU*s)
1	1.594	15384.9
2	1.78	385.4
3	3.811	5864.9
4	4.176	3596.9

5601 Corporate Way | Suite 206 | West Palm Beach, FL 33407

Phone: (561) 941-4835

E-mail: info@btlabtesting.com | Website: <https://btlabtesting.com>