



Title:


Certificate of Analysis (CoA)

Date: 5/12/2026
Date Tested: 5/8/2026
Customer: VeriPure
Testing material: Blind_Study_7
Lot Number: unspecified
BT Sample ID: 005000039920353
Labeled Peptide Content/Potency: Unknown
Storage: R.T.
Visual Description: Small clear vial: white sample, holographic label, silver crimp, white plastic cap.
Labeled as: Blind_Study_7
Manufacturer: N/A
Testing Purpose: FTIR and HPLC analysis for the identification, purity, potency and composition of a peptide product. It does not provide information on particulate matter, microbial contamination or presence of endotoxins.



Test	Method	Specification	Result
General Appearance	USP <630>	white powder	white powder
Mass	USP <41>	As recorded	54.3 mg
FTIR Identification and Composition Analysis	USP <197A>	Sample spectrum should confirm the content of peptide via characteristic bands	FTIR sample spectrum confirms the presence of Ipamorelin-cjc-1295 with addition of excipient(s)/fillers.
HPLC Purity of Peptide Assay	USP <621>	Specifications: $\geq 98\%$	99.8 %
HPLC Potency Assay	USP <621>	Specifications: Blind Study	Ipamorelin 4.4 mg CJC-1295 7.5 mg
Peptide-to-Excipients Ratio	USP <1151>	Recommended ratios of (1:2) to (1:10) for (peptide: excipients)	11.9 : 42.4 mg (1:3.6)

The results of the CoA relate only to the item(s) tested and applied to the sample as received.



Andrea Castro, AS
Scientist-II
BTLabs



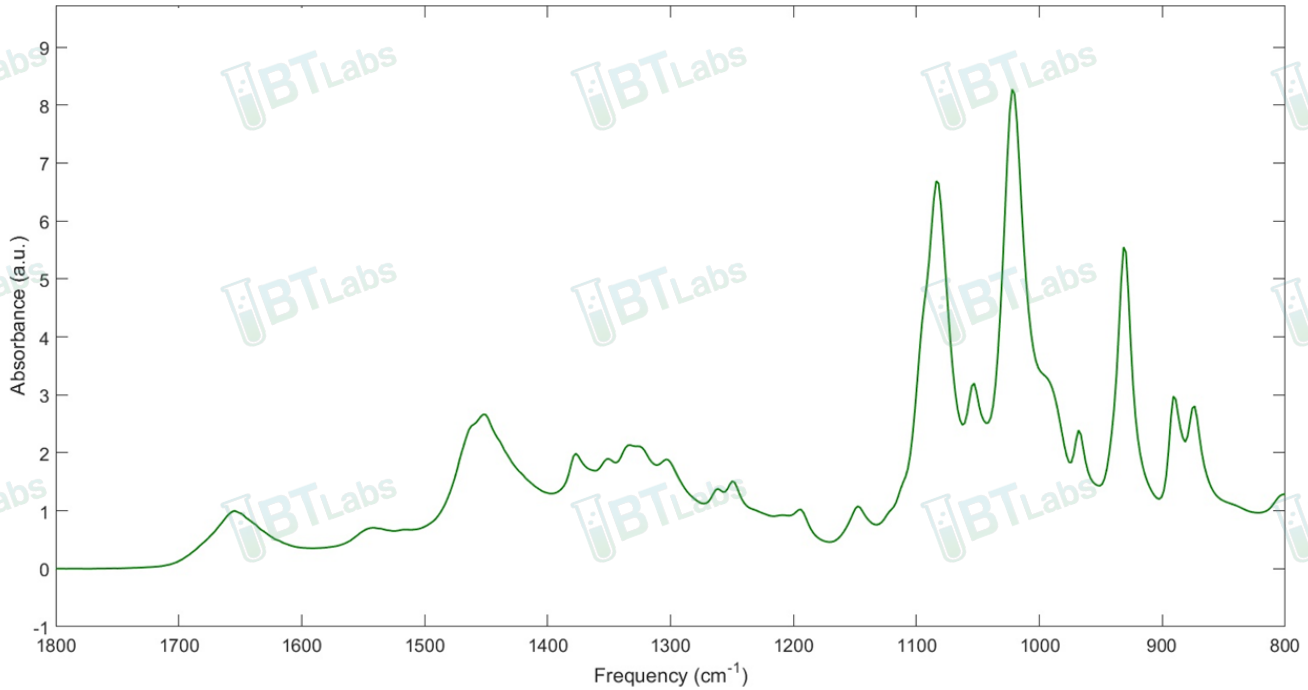
Verna Zheng, AS
Scientist-II
BTLabs



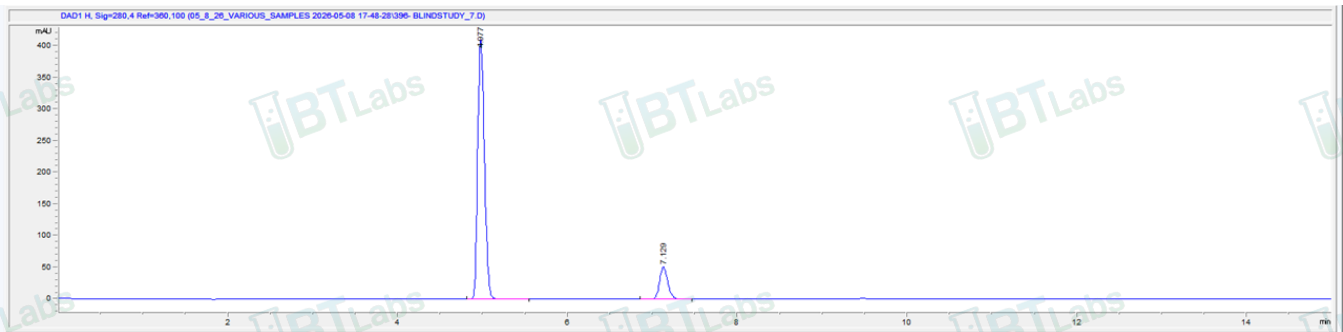
Title:

Certificate of Analysis (CoA)

FTIR ID and Composition Analysis: Blind Study 7 Lot unspecified



HPLC Purity and Potency Assay @ 280 nm: Blind Study 7 Lot unspecified



Blind Study 7 Lot unspecified @ 280 nm

Peak #:	Retention Time (min)	Area (mAU*s)
1	4.977	2243.7
2	7.129	344.5